

Reflectores Serie 500W / 600W / 800W

11-FL500W-CW-SMD
FLOOD DE 500W, LED SMD, LUZ FRÍA



11-FL500W-CW-PF
REFLECTOR DE 500W PERFETTI, LUZ FRÍA, 10 CHIPS






11-FL-SUP600W
FLOOD 12 COB LED 600W, LUZ FRÍA, 100-265V BK



11-FL-TP800
REFLECTOR 800W COB, 16 SECCIONES



| MODELO | VOLTAJE | POTENCIA | TEMPERATURA (K) | INTENSIDAD (Lm) | ÁNGULO | MEDIDA (mm) | PESO (kg) | CARACTERÍSTICAS GENERALES: | |
|------------------|------------|----------|-----------------|-----------------|--------|-----------------------------|-----------|---|--|
| 11-FL500W-CW-PF | AC 85-265V | 500W | 6,500° | 50,000 | 120° | Al: 810 x An: 325 x Pr: 233 | 15.640 |  Fácil instalación |  Para exteriores* |
| 11-FL500W-CW-SMD | AC 85-265V | 500W | 6,500° | 50,000 | 120° | Al: 795 x An: 190 x Pr: 320 | 15.240 | | |
| 11-FL-SUP600W | AC 90-265V | 600W | 6,000° | 60,000 | 120° | Al: 410 x An: 570 x Pr: 152 | 12.510 |  | Horas de vida: 50 mil |
| 11-FL-TP800 | AC 85-277V | 800W | 6,500° | 80,000 | 120° | Al: 975 x An: 325 x Pr: 200 | 23 | | |